



qathet
REGIONAL DISTRICT

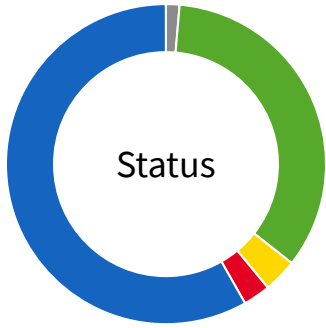
Executive Report - Quarterly Summary

Report Created On: Apr 01, 2019

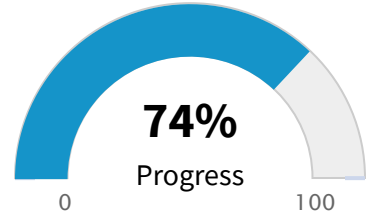
8

Strategic Priority

Overall Summary

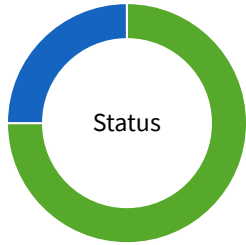


| | % |
|--------------------|-------|
| ● Status Pending | 1.37 |
| ● On Track | 34.25 |
| ● Some Disruption | 3.42 |
| ● Major Disruption | 2.74 |
| ● Completed | 58.22 |



Plan Summary

Strategic Priority 1




- On Track
- Completed

| % | # |
|------|---|
| 75.0 | 3 |
| 25.0 | 1 |

Climate Change Proactive planning and action can reduce the impacts of climate change and enhances the environmental sustainability of our community. Source: Strategic Plan 2018-2019

Strategic Priority 2

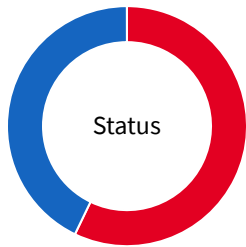


- On Track

| % | # |
|-------|---|
| 100.0 | 2 |

Economic Development Creating a supportive, enabling economic development environment enhances the sustainability of our community. Source: Strategic Plan 2018-2019

Strategic Priority 3

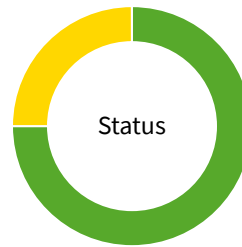


- Major Disruption
- Completed

| % | # |
|-------|---|
| 57.14 | 4 |
| 42.86 | 3 |

Parks, Recreation and Culture A balanced quality of life is important to the social and cultural sustainability of our community. Source: Strategic Plan 2018-2019

Strategic Priority 4




- On Track
- Some Disruption

| % | # |
|------|---|
| 75.0 | 3 |
| 25.0 | 1 |

Safety A proactive approach to emergency preparedness safeguards our community against unseen and unexpected events ensuring its sustainability. Source: Strategic Plan 2018-2019

Strategic Priority 5




- Completed

| % | # |
|-------|---|
| 100.0 | 1 |

Social Planning Preparing for and addressing the social issues of our community improves its sustainability. Source: Strategic Plan 2018-2019

Strategic Priority 6

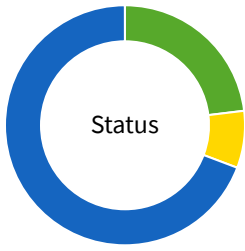


- On Track

| % | # |
|-------|---|
| 100.0 | 1 |

Transportation Ensuring everyone's ability to move easily around our community improves opportunities for social, cultural and economic sustainability. Source: Strategic Plan 2018-2019

Strategic Priority 7

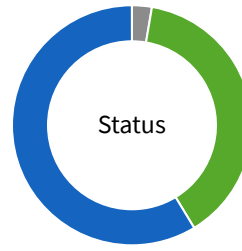


- On Track
- Some Disruption
- Completed

| % | # |
|-------|----|
| 23.08 | 12 |
| 7.69 | 4 |
| 69.23 | 36 |

Capital Projects 2018

Strategic Priority 8



- Status Pending
- On Track
- Completed

| % | # |
|-------|----|
| 2.67 | 2 |
| 38.67 | 29 |
| 58.67 | 44 |

Board Policy 2018